

## LockBridge (D) Jeweller

Wireless module to integrate compatible Yale Doorman smart locks (V2N/Classic and L3/L3S) into an Ajax system

The module is compatible with the following Yale smart locks:

Yale Doorman V2N/Classic  
Yale Doorman L3/L3S



LockBridge (D) Jeweller is not compatible with Yale Linus and Yale Doorman V2 (manufactured before 2016) smart lock models. Yale Linus smart locks with Wi-Fi support can be integrated directly into the Ajax system, eliminating the need for an integration module.

LockBridge (D) Jeweller integrates Yale Doorman smart locks into the Ajax ecosystem. Through the module, the smart lock communicates with the hub via an encrypted radio protocol, ensuring reliable operation even without internet access. The smart lock can be controlled automatically by scenarios or through an Ajax app – both remotely and on-site.



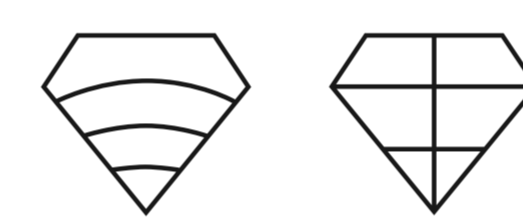
### Seamless integration and control

- Display of the smart lock in the app as part of the Ajax system
- Control of the smart lock via the Ajax app or automation scenarios
- Flexible access permissions management
- Constant display of the smart lock states in the app, including the battery level
- Detailed log on exactly who locked or unlocked the door
- Support for Chime feature and door left open notifications



### Support for various scenario types

- Response to security mode changes, including Night Mode
- Arming/disarming in response to smart lock state changes
- Activation of other automation devices by the smart lock state change
- Response to regular or confirmed alarms
- Scheduled actions



### Jeweller and Wings communication technology

- Up to 1,400 m (4,550 ft) of radio communication between the module and the hub or range extender in open space
- Data encryption throughout the transmission
- Module authentication to prevent spoofing
- Notification of jamming and connection loss
- Regular polling to display the current module state




### Sabotage resistance

- Detection of communication loss between the module and the hub
- Frequency hopping to prevent radio interference and jamming
- Remote access granting or revoking in Ajax apps<sup>1</sup>
- After alarm lock access for monitoring companies and response units
- Support for Yale anti-sabotage features: tamper alarm, Privacy mode, and smart lock block after incorrect code is entered

## Quick installation and maintenance




- Fully wireless operation: module plugs into the smart lock
- Pairing with a hub via QR code
- Setup with a step-by-step in-app wizard
- Remote control and configuration via Ajax apps
- Remote codes and key tags configuration
- Automatic firmware updates
- Instant maintenance notifications

<b>Compatibility with Ajax hubs and range extenders</b>  For detailed information, scan the QR code or follow the link:  <a href="https://ajax.systems/tools/devices-compatibility/?models=LB.D.J">ajax.systems/tools/devices-compatibility/?models=LB.D.J</a>	<b>Compatibility with Yale smart locks</b>  Yale Doorman V2N/Classic Yale Doorman L3/L3S	<b>Communication with an Ajax hub or range extender</b>  Jeweller and Wings communication technology  Frequency bands 868.0–868.6 MHz  Communication range up to 1,400 m up to 4,550 ft In open space	<b>Power supply</b>  The module is powered directly by the Yale Doorman smart lock batteries. No additional power source is required.
<b>Enclosure</b>  Color black  Dimensions 51 × 21 × 19 mm 2.01" × 0.83" × 0.75"  Weight 8 g 0.28 oz  Electric shock protection Class II	<b>Installation</b>  Operating temperature –10 °C to +50 °C 14 °F to 122°F  Operating humidity up to 75%	<b>Complete set</b>  LockBridge (D) Jeweller Quick start guide	

<sup>1</sup> The admin can grant or revoke other users' access rights only when the system is disarmed.



For detailed information, scan the QR code or follow the link:  
[ajax.systems/support/devices/lockbridge-d-jeweller](https://ajax.systems/support/devices/lockbridge-d-jeweller)

-  [support@ajax.systems](mailto:support@ajax.systems)
-  [@AjaxSystemsSupport\\_Bot](https://t.me/AjaxSystemsSupport_Bot)
-  [ajax.systems](https://ajax.systems)